


Spatial Rocket

Missile spaziale

Fusée spatiale



Explore spatial relation through play with this colorful rocket.
Esplora lo spazio giocando con questo missile spaziale colorato.
Explorez l'espace en jouant avec cette fusée colorée!




planttoys.com

Scan here for 40 additional playing cards!
Scansiona qui per ulteriori 40 carte gioco!
Scannez ici pour obtenir 40 cartes à jouer supplémentaires!

How to play (2-3y) | Come Giocare (2-3y) | Comment jouer (2-3 ans)

1. Free play | Gioco libero | Jeu gratuit

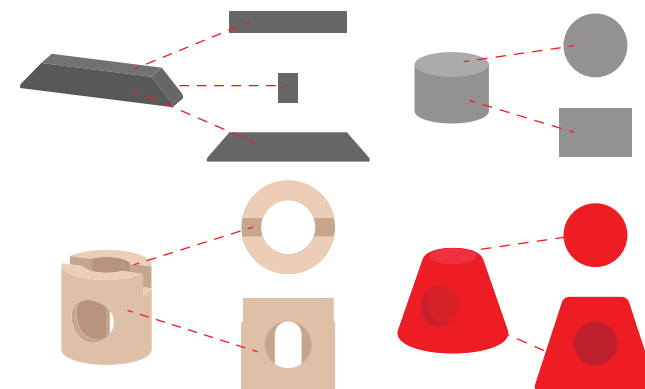


Enjoy free play with the geometric blocks by stacking and sorting them to create different shapes, constructs and patterns.

Divertiti giocando liberamente con le costruzioni. Dividi ed impilale per creare forme, oggetti e modelli diversi.

Jouez gratuitement avec les blocs géométriques en les empilant et en les triant pour créer différentes formes, constructions et motifs.

2. Discover the difference between 2D and 3D shapes | Scopri le differenze fra le forme in 2D e quelle in 3D | Découvrez la différence entre les formes 2D et 3D



How to play (3y+) | Come Giocare (3y+) | Comment jouer (3 ans +)

1. Playing with cards | Giocare con le carte | Jouer avec des cartes

There are four levels of play that range from easy to difficult-yellow, green, blue and red. To begin, decide what level of play is most suitable and sort the cards accordingly. Next, randomly select a card from your deck of play and stack the blocks according to the picture. You can incorporate a timer to make the game more challenging!

Ci sono diversi livelli di gioco, dal più facile al più difficile - giallo, verde, blu e rosso. Per iniziare decidi il livello di gioco e scegli la carta appropriata. Dopo scegli una carta a caso e inizia a aggiungere le costruzioni come nella figura. Puoi scegliere di aggiungere un timer per rendere la sfida ancora più interessante.

Il existe quatre niveaux de jeu allant de facile à difficile: jaune, vert, bleu et rouge. Pour commencer, décidez du niveau de jeu le plus approprié et triez les cartes en conséquence. Ensuite, sélectionnez au hasard une carte de votre jeu et empilez les blocs en fonction de l'image. Vous pouvez chronométrer pour rendre le jeu plus difficile!


2. Playing with other blocks | Giocare con altre costruzioni | Jouer avec d'autres blocs



Children can expand their imagination and strengthen creative thinking skill via combined free play with other block sets.

I bambini potranno far crescere la loro immaginazione e rafforzare la loro creatività combinando il gioco libero con le altre tipologie.

Les enfants peuvent élargir leur imagination et renforcer leurs capacités à réfléchir en combinant ce jeu avec d'autres blocs.



1



2



3



4



5



6



7



8



9




10



11




12



13



14




15



16



17



18



19



20





Sustainable Play


21




22



23



24



25



26



27



28



29



30




31




32



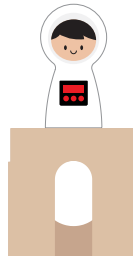
33




34




35



36




37



38



39




40




41



42




43




44




45




46



47




48



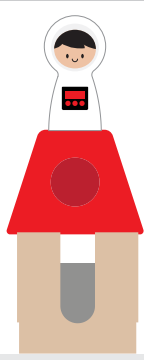
49




50



51




52




53




54



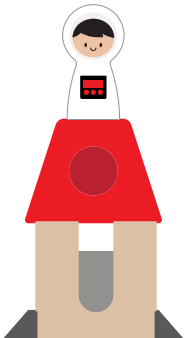
55




56



57




58



59



60





Sustainable Play


21



22



23



24



25



26



27




28



29



30



31



32



33



34



35



36



37



38



39



40



41



42




43



44




45



46



47



48



49



50



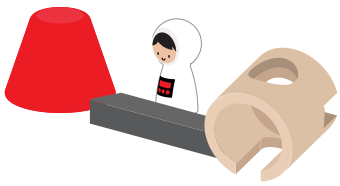
51




52



53




54




55




56



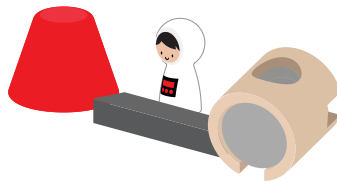
57



58



59



60

