
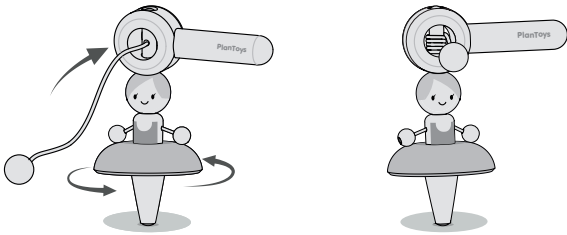


HOW TO SET UP THE TOY


- 1 Place the handle at the very top of the ballerina.





- 2 Lace the string through the hole, then spin the ballet body to wind the string around the top of the ballerina.




- 1 Hold the handle firmly, and then pull the string quickly to release the ballerina.



- 2 Watch the ballerina spin around and around.



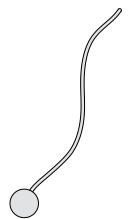
Part List



X1



X1



X1